



Study Skills: Annotating Sketchbooks

What is the purpose of a sketchbook?

- A sketchbook acts as a record of your creative journey from start to finish.
- It may include sketches, designs, research, technical instructions or experiments.
- Annotations help to explain such information in more detail.

What can be included in annotations?


- There are three main areas to consider: **description**, **analysis** and **evaluation**.

| Description | Analysis | Evaluation |
|---|---|--|
| <ul style="list-style-type: none"> • Describe the materials, processes or techniques that you have used. • Outline what you have researched (context and medium). | <ul style="list-style-type: none"> • Provide reasons for an approach or decision. • Explain the significance of visual or textual research. | <ul style="list-style-type: none"> • Weigh up the effectiveness or usefulness of your own and others' work. |

Questions to Prompt Annotations

Visual Research:

- Who created the work?
- Who was it created for?
- What materials or processes were used?
- When was it produced?
- What may have influenced this work (e.g., an art movement or historical event)?
- Why might it have been created?
- Which aspects are of interest to me? Why?
- How does it compare to other visual research found?
- How might I develop or utilise this research in my work?






Study Skills: Annotating Sketchbooks

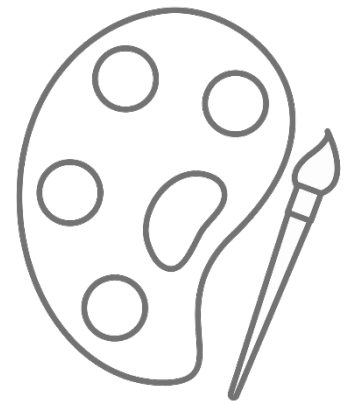
Textual Research:

- What is the name of the source?
- Who wrote the text?
- What is the author's background and authority (e.g., practitioner, journalist, theorist or critic)?
- What key points does the source make?
- Can pivotal quotations be found? What might these mean?
- How does the information further my understanding/practice?



Own Practice:

- What materials, techniques or processes have been used?
- Why did I choose a certain approach? Was it inspired by research, observation, personal experience, or my past work?
- What are the strengths and/or weaknesses?
- To what extent does this achieve my original intentions?
- Is there anything that I could have approached differently?
- Will I develop this idea further, or will I change direction?



Phrases for Sketchbooks

This design was created by ...

I experimented with ... because ...

The research relates to my work as ...

The aspect that most interested me was ...

One of the main issues was ...

Another way of approaching this could be to ...

The idea could be developed by ...